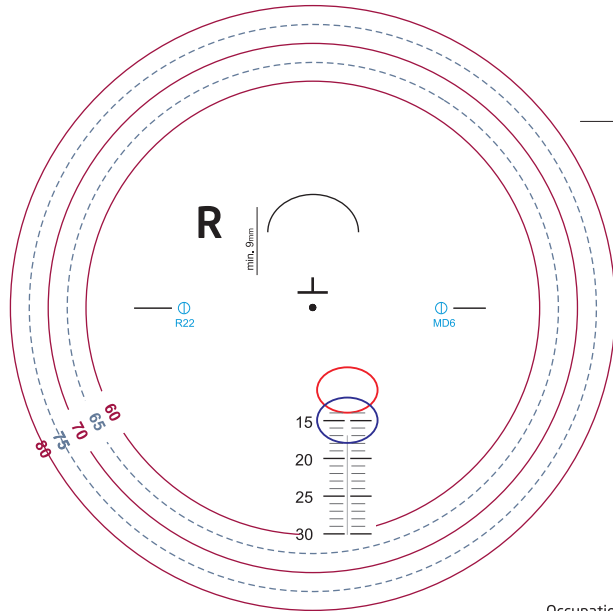
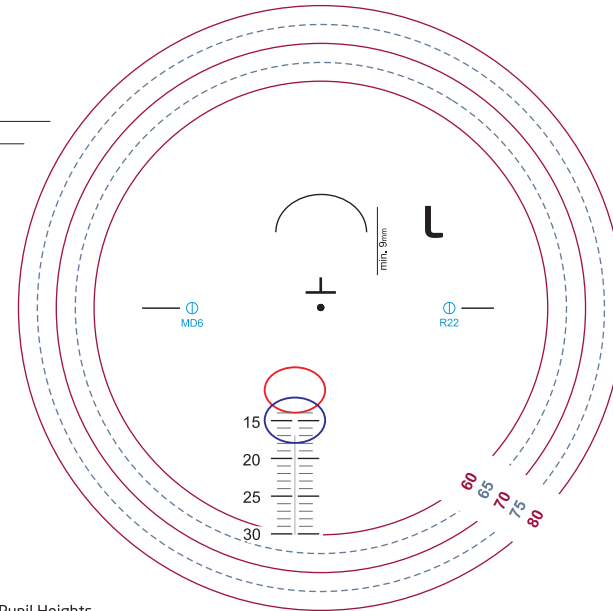
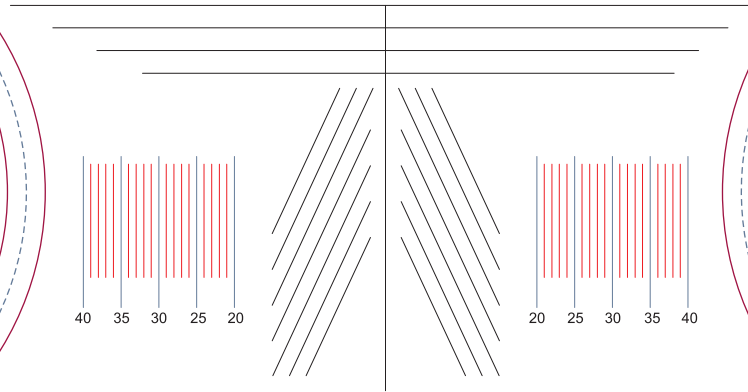


WIDEVIEW OCCUPATIONAL



○ Min. Fitting Height 14mm
 ○ Min. Fitting Height 18mm



WIDEVIEW OCCUPATIONAL

WIDEVIEW OCCUPATIONAL LENSES ENGRAVING KEY:

Occupational lenses are fitted as a standard progressive lens. Order Distance Rx, Addition, Mono PD's & Pupil Heights.
 Letters denote design: MD = My Desktop O = My Office M = My Meeting Number denotes index: 3 = 1.53 / 4 = 1.74 / 5 = 1.5 / 56 = 1.56 / 6 = 1.6 / 7 = 1.67 / 9 = 1.59
 Example: **MD6**: MD = My Desktop / 6 = 1.6 Index R22 = Reader +2.25 add
 NOTE: CHECK PRESCRIPTION ONLY AT NEAR REFERENCE POINT